

1) Parts Required

Part Number	Description	Quantity *
255929	Crop lifter ASO-MacDon	1 per foot
255928	Spacer 11 mm - 7/16" - 19mm AF	1 per foot
255927	Spacer 20 mm - 7/16" - 19mm AF	1 per foot
279575	Bolt - RHSN - 7/16" x 2,5"	1 per foot
255930	Washer 4mm - 11,5mm ID - 18 mm AD	1 per foot
21761	Nu - Flange - 7/16" - AF 11/16"	1 per foot
Not Sold Separately	Mounting instructions crop lifter ASO-MacDon	1
AF = width across flats; ID = inner diameter; OD = outer diameter		

* Quantity based on header length

2) General Information

- Depending on the type of crop and the height of the plants we recommend a distance between the lifters of 1 foot (30cm) or every fourth guard tip
- The outside lifters need to be at least 1 foot (30cm) apart from the outside walls. MacDon recommends the fifth guard tip
- To guarantee a proper function and avoid breakage always ensure the correct working position of the lifters
- Please be aware of different lifter positions after resetting the header angle
- For proper mounting of the lifters please follow Step #3 of the instruction manual

3) Mounting of the crop lifter

Step 1

Select header width. (see appendix)

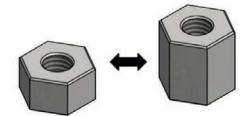
Step 2

Remove the existing bolts on marked crop lifter positions.



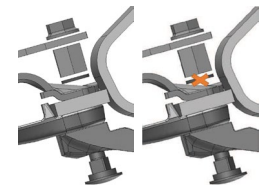
Step 3

Choose suitable spacers.
Combines with standard tires = short spacer
Combines with tracks = long spacer



Step 4

Mount lifter with spacer & washer.

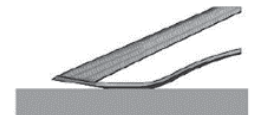


Note:

In all positions with hold down clips you only need a spacer and no washer.

Step 5

Lower the header to a working position and check the position of the crop lifter.



Step 6

If needed, correct the position of the lifter by using the other spacer.

Step 7

Once correct position is found mount all other lifters.



Appendix 1

List of configurations (standing in front of header)

25 foot Draper

Mähfinger-Nr. / Guard #	1	2	3	4	5	6	7	8	9	10	11	12	13	14	15	16	17	18	19	20	21	22	23	24	25	...	
Schrauben-Nr. / Bolt #	1	2	3	4	5	6	7	8	9	10	11	12	13	14	15	16	17	18	19	20	21	22	23	24	25	...	
Ährenheberposition / Lifter Location			X			X			X			X			X			X			X			X			...

...	26	27	28	29	30	31	32	33	34	35	36	37	38	39	40	41	42	43	44	45	46	47	48	49	50																											
...	51	52	53	54	55	56	57	58	59	60	61	62	63	64	65	66	67	68	69	70	71	72	73	74	75	76	77	78	79	80	81	82	83	84	85	86	87	88	89	90	91	92	93	94	95	96	97	98	99	100		
...	X		X		X			X			X			X			X			X			X			X			X			X			X			X			X			X			X			X		



30 foot Draper

Mähfinger-Nr. / Guard #	1	2	3	4	5	6	7	8	9	10	11	12	13	14	15	16	17	18	19	20	21	22	23	24	25	26	27	28	
Schrauben-Nr. / Bolt #	1	2	3	4	5	6	7	8	9	10	11	12	13	14	15	16	17	18	19	20	21	22	23	24	25	26	27	28	
Ährenheberposition / Lifter Location			X		X			X			X			X			X			X			X			X			X

...	31	32	33	34	35	36	37	38	39	40	41	42	43	44	45	46	47	48	49	50	51	52	53	54	55	56	57																												
...	61	62	63	64	65	66	67	68	69	70	71	72	73	74	75	76	77	78	79	80	81	82	83	84	85	86	87	88	89	90	91	92	93	94	95	96	97	98	99	100	101	102	103	104	105	106	107	108	109	110	111	112	113	114	
...	X		X		X			X			X			X			X			X			X			X			X			X			X			X			X			X			X			X			X		

35 foot Draper

Mähfinger-Nr. / Guard #	1	2	3	4	5	6	7	8	9	10	11	12	13	14	15	16	17	18	19	20	21	22	23	24	25	26	27	28	29	30	31	32	33	34	35																				
Schrauben-Nr. / Bolt #	1	2	3	4	5	6	7	8	9	10	11	12	13	14	15	16	17	18	19	20	21	22	23	24	25	26	27	28	29	30	31	32	33	34	35																				
Ährenheberposition / Lifter Location			X		X			X			X			X			X			X			X			X			X			X			X			X			X			X			X			X			X		

...	36	37	38	39	40	41	42	43	44	45	46	47	48	49	50	51	52	53	54	55	56	57	58	59	60	61	62	63	64	65	66	67	68	69	70																									
...	71	72	73	74	75	76	77	78	79	80	81	82	83	84	85	86	87	88	89	90	91	92	93	94	95	96	97	98	99	100	101	102	103	104	105	106	107	108	109	110	111	112	113	114	115	116	117	118	119	120	121	122	123	124	125	126	127	128	129	130
...	X		X		X			X			X			X			X			X			X			X			X			X			X			X			X			X			X			X			X			X				



40 foot Draper

Mähfinger-Nr. / Guard #	Schrauben-Nr. / Bolt #	Ährenheberposition / Lifter Location
1	2	X
3	4	X
5	6	X
7	8	X
9	10	X
11	12	X
13	14	X
15	16	X
17	18	X
19	20	X
21	22	X
23	24	X
25	26	X
27	28	X
29	30	X
31	32	X
33	34	X
35	36	X
37	38	X
39	40	X
...
41	42	X
43	44	X
45	46	X
47	48	X
49	50	X
51	52	X
53	54	X
55	56	X
57	58	X
59	60	X
61	62	X
63	64	X
65	66	X
67	68	X
69	70	X
71	72	X
73	74	X
75	76	X
77	78	X
79	80	X

45 foot Draper

Mähfinger-Nr. / Guard #	Schrauben-Nr. / Bolt #	Ährenheberposition / Lifter Location
1	2	X
3	4	X
5	6	X
7	8	X
9	10	X
11	12	X
13	14	X
15	16	X
17	18	X
19	20	X
21	22	X
23	24	X
25	26	X
27	28	X
29	30	X
31	32	X
33	34	X
35	36	X
37	38	X
39	40	X
41	42	X
43	44	X
45	46	X
...
46	47	X
48	49	X
50	51	X
52	53	X
54	55	X
56	57	X
58	59	X
60	61	X
62	63	X
64	65	X
66	67	X
68	69	X
70	71	X
72	73	X
74	75	X
76	77	X
78	79	X
80	81	X
82	83	X
84	85	X
86	87	X
88	89	X
90	91	X